

- IN ORDER THAT YOUR PRODUCT IS NOT OUT OF THE WARRANTY, YOU MUST ASSEMBLE IN ACCORDANCE WITH THE INSTALLATION SCHEME.
- SPREAD ALL THE MATERIALS FROM THE PACKAGE ON A FLAT FLOOR IN ORDER THAT YOU HAVE NO DIFFICULTY IN ASSEMBLY.
- CHECK THE MATERIALS AND THEIR QUANTITIES STATED ON THE INSTALLATION DIAGRAM BEFORE STARTING THE INSTALLATION.
- MAKE THE INSTALLATION ON THE PRODUCT PACKAGING CARTON OR ON A FLAT FLOOR THAT WILL NOT SCRATCH THE PRODUCT.
- FOR INSTALLATION, 1 STAR WHEEL IS SUFFICIENT. USING ELECTRIC TOOLS IS IMPORTANT.
- FOR YOUR QUESTIONS AND OPINIONS REGARDING INSTALLATION, PLEASE CONTACT OUR AUTHORIZED DEALER.

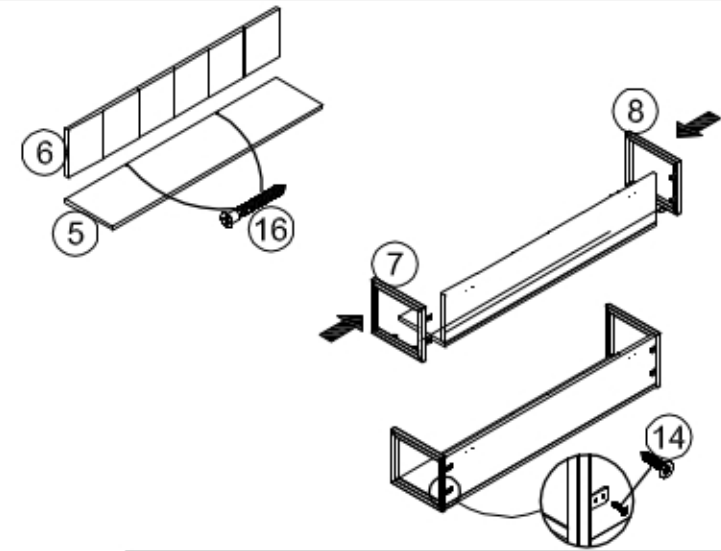
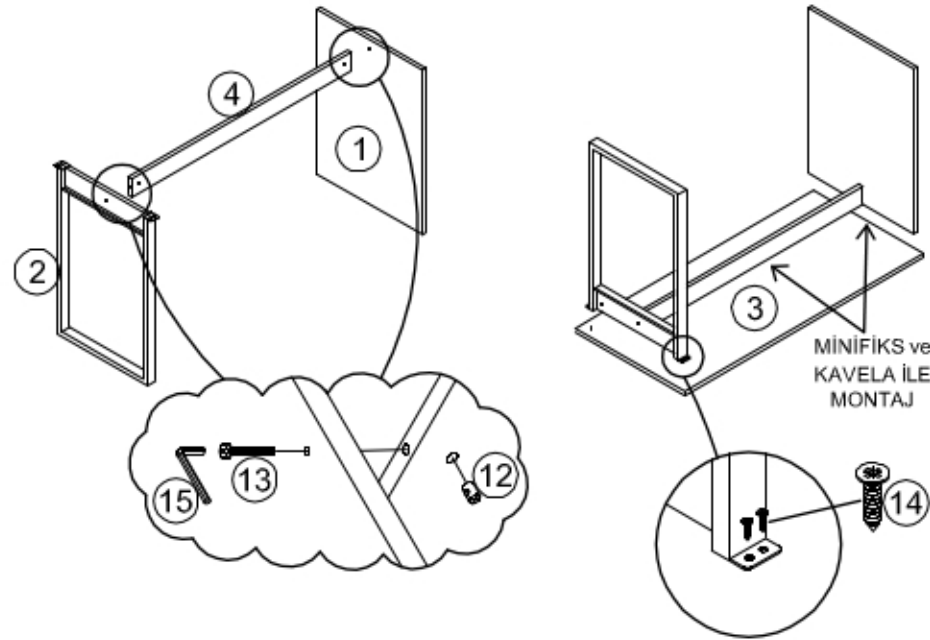
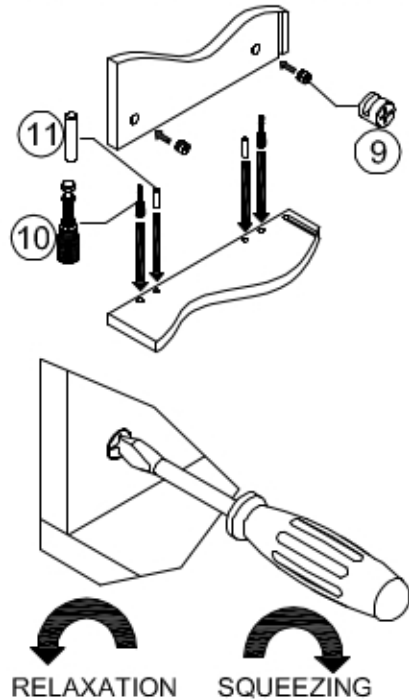


ONE PERSON



SCREWDRIVER

EXAMPLE OF INSTALLATION WITH MINIFIX



CONTENTS OF ASSEMBLY MATERIAL BAG

S. NO	PRODUCT NAME	QTY	UNIT
9	MINIFIX HEAD	5	PIECE
10	MINIFIX BODY	5	PIECE
11	DOWEL	4	PIECE
12	CYLINDER NUT	2	PIECE
13	M6*60 ALLEN SCREW	2	PIECE
14	3,5*18 SCREW	16	PIECE
15	4 ALLEN KEY	1	PIECE
16	CABIN SCREW	2	PIECE
17	HANGER APPARATUS	2	SET

P.NO	TRACK NAME	COLOUR	QTY	THICKNESS	MEASUREMENT	
					X	Y
1	RIGHT TABLE LEG	ATLANTİK ÇAM	1	18	1882	540
2	LEFT TABLE LEG	ATLANTİK ÇAM	1	18	1882	540
3	TABLE TABLE	ATLANTİK ÇAM	1	18	1304	540
4	TABLE REGISTRATION	ATLANTİK ÇAM	1	18	1228	540
5	UPPER SHELF	ATLANTİK ÇAM	2	18	1228	64
6	UPPER SHELF ARKO BOARD	ATLANTİK ÇAM	1	18	1800	500
7	UPPER SHELF RIGHT IRON	ATLANTİK ÇAM	3	18	401	500
8	UPPER SHELF LEFT IRON	ATLANTİK ÇAM	1	18	401	500
	MATERIAL BAG	ATLANTİK ÇAM	2	18	809	500